

JANUARY 2023

# PIMCO's UCITS ETF Range: For European and Global Investors

Seeking to deliver High Performance  
Fixed Income in an ETF Wrapper

**Marketing Material: For Professional Investor Use Only**

# A global leader in fixed income and ETFs



## Active UCITS ETFs

- PIMCO Euro Short Maturity
- PIMCO Sterling Short Maturity
- PIMCO US Dollar Short Maturity
- PIMCO Covered Bond
- PIMCO Euro Low Duration Corporate Bond
- PIMCO US Low Duration Corporate Bond

## Smart Passive UCITS ETFs

- PIMCO US Short-Term High Yield Corporate Bond Index
- PIMCO Euro Short-Term High Yield Corporate Bond Index
- PIMCO Emerging Markets Advantage Local Bond Index

# EMEA investors are rapidly adopting (fixed income) ETFs

As ETFs celebrate over two decades in Europe, their advantages are being recognized by investors across the spectrum. Nowhere is this more true than with fixed income.

ETF growth in Europe over the last three years has outpaced that of mutual funds by a factor of 12. Furthermore, fixed income ETFs continue to grow while their corresponding fixed income mutual funds decline.

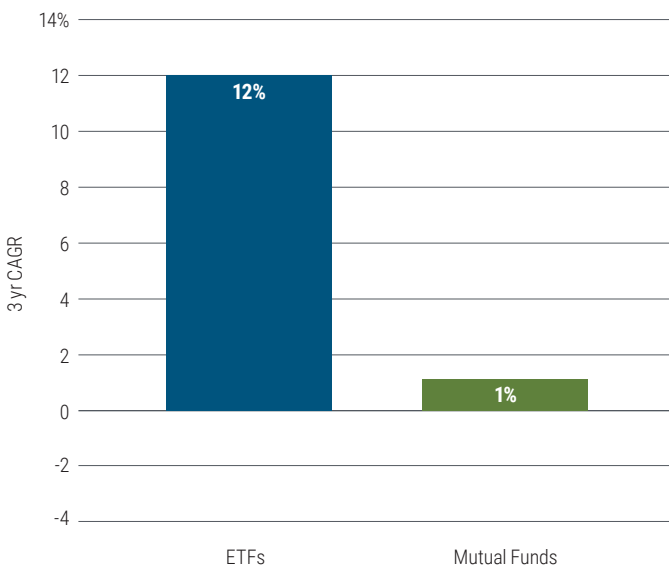
## ETFs address important needs for fixed income investors

- ETFs offer investors an intuitive way to gain access to **instant and diversified allocations of bonds**.
- They **trade efficiently** on an open exchange, and **no minimum investment levels or additional costs**.
- They offer **greater levels of transparency** than traditional mutual funds and are **priced continuously** throughout each trading day.

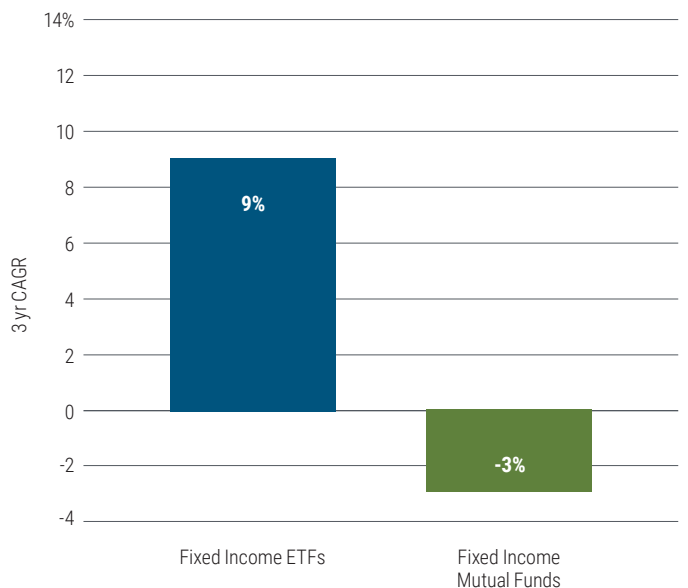
“  
Fixed income ETFs are growing faster than equity ETFs – and faster than their fixed income mutual fund peers.  
”

Figure 1: European ETF adaption outpaces mutual funds

AUM Growth: ETF vs Mutual Funds



AUM Growth: Fixed Income ETFs vs Fixed Income Mutual Funds



SOURCE: PIMCO and Morningstar. As of 31 December 2022. All data is for the Morningstar open-end and ETF ex-Fund of Funds, ex-Feeder universe for Europe.

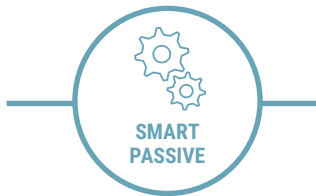
# PIMCO’s innovative approach has made it one of EMEA’s largest ETF managers

PIMCO aims to deliver its fixed income expertise in whatever form makes most sense for its clients – and increasingly that means ETFs.



## PIMCO’s active ETFs

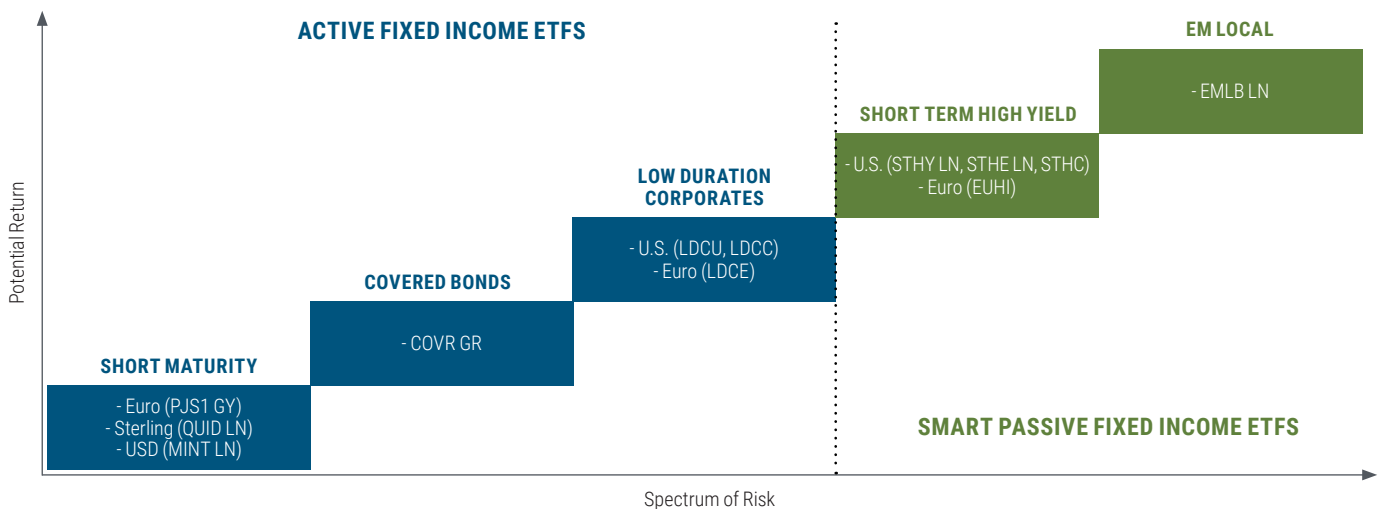
- PIMCO’s **global investment process is vehicle agnostic**, a combination of macroeconomic insights and rigorous bottom-up analysis that has been tested across virtually every market environment, and which has made PIMCO a leader in fixed income for 50+ years.
- PIMCO’s active ETFs are powered by the same **portfolio manager teams, broad and deep credit resources, proprietary analytics, and risk management** that are used to manage PIMCO’s \$1.7 tn in assets under management (as of 31 December 2022).



## PIMCO’s smart passive ETFs

- PIMCO’s **smart index construction** is designed to reduce transaction costs and be representative, relevant, and sustainable – minimizing unnecessary portfolio turnover, identifying more cost-effective exposures, and avoiding bonds that are credit-impaired.
- PIMCO’s **risk factor optimization** recreates indices intelligently and cost-effectively using proprietary analytics.
- PIMCO’s **execution capabilities** minimize transaction costs, while cash creations and redemptions allow for additional flexibility and liquidity beyond traditional in-kind creations and redemptions.

Figure 2: The PIMCO UCITS ETF franchise: offering strategies across the spectrum of fixed income



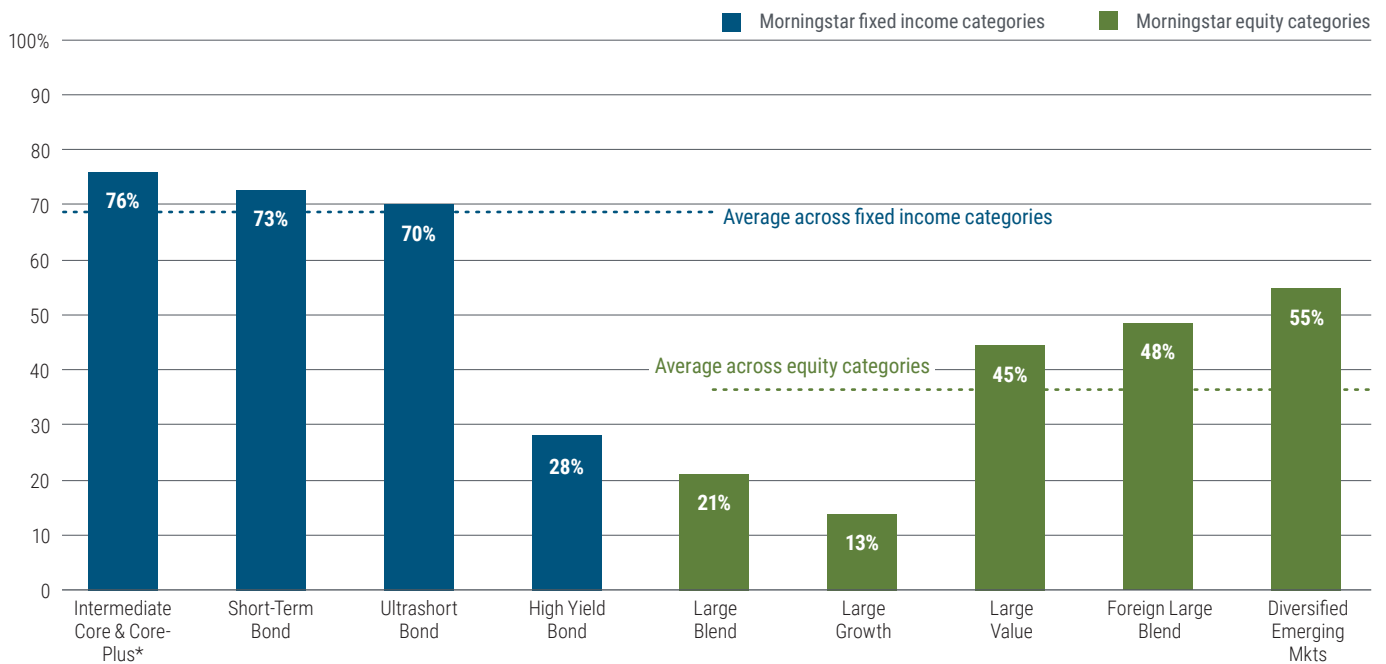
SOURCE: PIMCO. For illustrative purposes only.

# ETFs are not passive by nature and active bond management has a history of outperformance

The persistent underperformance of active equity funds over the last ten years explains much of the growing preference for passive equity investments—and passive equity ETFs. **But the story with bonds is different:**

- Fixed income indices are generally far larger than equity indices, with less-liquid underlying securities. After factoring in trading costs and fees, passive fixed income ETFs virtually guarantee underperformance in their attempt to “mirror” their indices. Smart index construction represents an attempt to improve on pure passive exposures and mitigate trading costs.
- Because bond markets and bond indices are far less efficient than their equity peers, active approaches have a better chance to deliver index-beating returns in fixed income. In fact, across the major bond categories, 69% of active fixed income funds (including active ETFs) outperformed their passive peers, net of fees, over the last 10 years. For equities, the corresponding number is 36%.

**Figure 3: Percentage of active funds within each category that outperform the passive median fund (10-year horizon)**



SOURCE: PIMCO and Morningstar Direct. As of 31 December 2022.

**Past performance is not a guarantee nor a reliable indicator of future performance.**

For illustrative purposes only.

Note that in the case of some categories, the percentage of active funds that outperform the median passive fund is lower than the percentage of active funds that outperform their primary prospective benchmarks. The explanation for this is the range of benchmarks included in Morningstar categories. Some categories (such as Intermediate-Term Bond) contain funds with largely the same prospectus benchmark; others, such as Short-Term Bond, contain funds with a range of benchmarks. Based on Morningstar U.S. Fund categories (Institutional shares only). \* Combines the Morningstar U.S. Fund Intermediate Core and Core-Plus categories.

# PIMCO's UCITS ETF range

We manage these portfolios to deliver exposure to either U.S., European or U.K. fixed income markets, and allow clients to choose both accumulating (reinvesting) and income (distributing) share classes. We offer these portfolios in a variety of currencies, including USD, EUR, CHF, and GBP.

	ACTIVE						SMART PASSIVE		
	Cash management			Covered bond	Corporate		High yield		Emerging markets
<b>Fund name</b>	PIMCO Euro Short Maturity UCITS ETF	PIMCO Sterling Short Maturity UCITS ETF	PIMCO US Dollar Short Maturity UCITS ETF	PIMCO Covered Bond UCITS ETF	PIMCO Euro Low Duration Corporate Bond UCITS ETF	PIMCO US Low Duration Corporate Bond UCITS ETF	PIMCO US Short-Term High Yield Corporate Bond Index UCITS ETF	PIMCO Euro Short-Term High Yield Corporate Bond Index UCITS ETF	PIMCO Emerging Markets Advantage Local Bond Index UCITS ETF
<b>Common name</b>	Short Term Euro	Short Term Sterling	Short Term USD	Covered Bond	Low Duration Euro Corporate	Low Duration US Corporate	Short-Term HY	Euro Short-Term HY	EM Advantage
<b>ISIN</b>	<a href="#">IE00B5ZR2157</a>	<a href="#">IE00B622SG73</a>	<a href="#">IE00B67B7N93</a>	<a href="#">IE00BF8HV717</a>	<a href="#">IE00BP9F2J32</a>	<a href="#">IE00BP9F2H18</a>	<a href="#">IE00B7N3YW49</a>	<a href="#">IE00BD8D5H32</a>	<a href="#">IE00BH3X8336</a>
<b>Exchange ticker</b>	PJS1, PJSR	QUID	MINT, MIST	COVR	LDCE	LDCU, LDCC	STHY, STEA, STHC, STHE, STHS, STYC	EUHI, EUHA	EMLB, EMLI
<b>Portfolio manager</b>	Konstantin Veit		Jerome Schneider	Patrick Schneider	Andreas Berndt	Mark Kiesel	David Forgash	Bruce Nicholson	Ismael Orenstein
<b>Benchmark</b>	ESTR (European Short-Term Rate)	ICE BofA ML Sterling Government Bill Index	FTSE 3-month Treasury Bill	Barclays Euro Agg. Securitised-Covered, 3% Cap Index	ICE BofA ML 1-5 Year Euro Corporate Index	ICE BofA ML 1-5 Year US Corporate Index	ICE BofA ML 0-5 Year US High Yield Constrained Index	ICE BofA ML 0-5 Year Euro Developed Markets High Yield 2% Constrained Index	PIMCO Emerging Markets Advantage Local Currency Bond Index
<b>AUM (\$mn)</b>	<b>2,752</b>	<b>181</b>	<b>2,445</b>	<b>20</b>	<b>137</b>	<b>89</b>	<b>1,258</b>	<b>128</b>	<b>105</b>
<b>Fees*</b>	0.35%	0.35%	0.35%	0.43%	0.49%	0.54%	0.60%	0.50%	0.60%
<b>Benefits</b>	Investors can potentially enhance cash returns by slightly extending quality and maturity criteria for non-immediate cash allocations  Tier 2 cash strategy solution			Potential for higher return / yield and lower volatility / duration risk vs. Euro govts  Diversification vs. traditional asset classes	Credit exposure with less sensitivity to interest rate risk  Short-dated corporate bonds can provide enhanced yield potential and additional diversification benefits vs. government bonds		The Funds offer the opportunity to gain exposure to different sectors of the economy  Offers enhanced yield potential to compensate investors for additional credit risk		Seeks to better represent the economic output of emerging market nations by weighting eligible countries based on their share of world GDP

SOURCE: PIMCO, as of 31 December 2022.

## For illustrative purposes only.

Share value can go up as well as down and any capital invested in the Fund may be at risk. The Funds may use derivatives for hedging or as part of their investment strategies, which may involve certain costs and risks. For more details on the funds' potential risks, please read the Key Investor Information Document.

\* Fees may vary by share class

**As the rise of ETFs transforms the landscape for European and Global investors, PIMCO remains committed to delivering fixed income leadership and expertise in whatever vehicle best fits their needs.**

Contact your PIMCO representative to learn more about our ETF offerings or visit [\*\*PIMCO.com\*\*](https://www.pimco.com)

## Important information

### Marketing Communication

This is a marketing communication. This is not a contractually binding document and its issuance is not mandated under any law or regulation of the European Union or the United Kingdom. This marketing communication does not include sufficient detail to enable the recipient to make an informed investment decision. Please refer to the Prospectus of the UCITS and to the KIID/KID before making any final investment decisions.

### For professional use only

The services and products described in this communication are only available to professional clients as defined in the MiFID II Directive 2014/65/EU Annex II Handbook and its implementation of local rules and as defined in the Financial Conduct Authority's Handbook. This communication is not a public offer and individual investors should not rely on this document. Opinion and estimates offered constitute our judgment and are subject to change without notice, as are statements of financial market trends, which are based on current market conditions. We believe the information provided here is reliable, but do not warrant its accuracy or completeness.

PIMCO Europe Ltd (Company No. 2604517, 11 Baker Street, London W1U 3AH, United Kingdom) is authorised and regulated by the Financial Conduct Authority (FCA) (12 Endeavour Square, London E20 1JN) in the UK. The services provided by PIMCO Europe Ltd are not available to retail investors, who should not rely on this communication but contact their financial adviser. PIMCO Europe GmbH (Company No. 192083, Seidlstr. 24-24a, 80335 Munich, Germany), PIMCO Europe GmbH Italian Branch (Company No. 10005170963, Corso Vittorio Emanuele II, 37/Piano 5, 20122 Milano, Italy), PIMCO Europe GmbH Irish Branch (Company No. 909462, 57B Harcourt Street Dublin D02 F721, Ireland), PIMCO Europe GmbH UK Branch (Company No. FC037712, 11 Baker Street, London W1U 3AH, UK), PIMCO Europe GmbH Spanish Branch (N.I.F. W2765338E, Paseo de la Castellana 43, Oficina 05-111, 28046 Madrid, Spain) and PIMCO Europe GmbH French Branch (Company No. 918745621 R.C.S. Paris, 50-52 Boulevard Haussmann, 75009 Paris, France) are authorised and regulated by the German Federal Financial Supervisory Authority (BaFin) (Marie-Curie-Str. 24-28, 60439 Frankfurt am Main) in Germany in accordance with Section 15 of the German Securities Institutions Act (WpIG). The Italian Branch, Irish Branch, UK Branch, Spanish Branch and French Branch are additionally supervised by: (1) Italian Branch: the Commissione Nazionale per le Società e la Borsa (CONSOB) (Giovanni Battista Martini, 3 - 00198 Rome) in accordance with Article 27 of the Italian Consolidated Financial Act; (2) Irish Branch: the Central Bank of Ireland (New Wapping Street, North Wall Quay, Dublin 1 D01 F7X3) in accordance with Regulation 43 of the European Union (Markets in Financial Instruments) Regulations 2017, as amended; (3) UK Branch: the Financial Conduct Authority (FCA) (12 Endeavour Square, London E20 1JN); (4) Spanish Branch: the Comisión Nacional del Mercado de Valores (CNMV) (Edison, 4, 28006 Madrid) in accordance with obligations stipulated in articles 168 and 203 to 224, as well as obligations contained in Title V, Section I of the Law on the Securities Market (LSM) and in articles 111, 114 and 117 of Royal Decree 217/2008, respectively and (5) French Branch: ACPR/Banque de France (4 Place de Budapest, CS 92459, 75436 Paris Cedex 09) in accordance with Art. 35 of Directive 2014/65/EU on markets in financial instruments and under the surveillance of ACPR and AMF. The services provided by PIMCO Europe GmbH are available only to professional clients as defined in Section 67 para. 2 German Securities Trading Act (WpHG). They are not available to individual investors, who should not rely on this communication. PIMCO (Schweiz) GmbH (registered in Switzerland, Company No. CH-020.4.038.582-2, Brandschenkestrasse 41 Zurich 8002, Switzerland). The services provided by PIMCO (Schweiz) GmbH are not available to retail investors, who should not rely on this communication but contact their financial adviser.

**Your capital is at risk. You may not get back the amount you invested. Past performance is not a guarantee or reliable indicator of future results and no guarantee is being made that similar returns will be achieved in the future.**

The information on this brochure is not intended as investment advice or as a recommendation to invest in any particular asset class, security or strategy. The information provided is for illustrative purposes only, and it should not be relied upon as investment advice or as a recommendation to buy or sell securities. Investors should seek independent professional advice prior to investing. Any investment in an ETF should be made on the basis of the relevant Prospectus and Key Investor Information Documents, including consideration of the investment objective, risks, charges and expenses. Further information on the ETFs, their Prospectus, Key Investor Information Documents and Supplements are available at [www.pimco.com](http://www.pimco.com) or from your financial adviser or broker. For actively managed ETFs, further information on the use of benchmarks or indices is set out in the Prospectus and relevant Supplement.

The distribution and the offering of ETFs in certain jurisdictions may be restricted by law. The information on this website does not constitute an offer or solicitation by anyone in any jurisdiction in which such an offer is not authorised or to any person to whom it is unlawful to make such an offer or solicitation. The information on this website is not for distribution to, or for the attention of, US or Canadian persons.

UCITS ETF's units / shares purchased on the secondary market cannot usually be sold directly back to UCITS ETF. Investors must buy and sell units / shares on a secondary market with the assistance of an intermediary (e.g. a stockbroker) and may incur fees for doing so. In addition, investors may pay more than the current net asset value when buying units / shares and may receive less than the current net asset value when selling them.

### Additional Information/Documentation

**A Prospectus is available for PIMCO Funds and UCITS Key Investor Information Documents (KIIDs) (for UK investors) and Packaged retail and insurance-based investment products (PRIIPS) key information document (KIDs)** are available for each share class of each of the sub-funds of the Company. The Company's Prospectus can be obtained from [www.fundinfo.com](http://www.fundinfo.com) and is available in English, French, German, Italian, Portuguese and Spanish. The KIIDs and KIDs can be obtained from [www.fundinfo.com](http://www.fundinfo.com) and are available in one of the official languages of each of the EU Member States into which each sub-fund has been notified for marketing under the Directive 2009/65/EC (the UCITS Directive). In addition, a summary of investor rights is available from [www.pimco.com](http://www.pimco.com). The summary is available in English.

The sub-funds of the Company are currently notified for marketing into a number of EU Member States under the UCITS Directive. PIMCO Global Advisors (Ireland) Limited can terminate such notifications for any share class and/or sub-fund of the Company at any time using the process contained in Article 93a of the UCITS Directive."

### Risks

There are risks involved in making investments into collective investment schemes, the following risks are relevant to an investment into Funds:

- Investing in the **bond market** is subject to risks, including market, interest rate, issuer, credit, inflation risk, and liquidity risk. The value of most bonds and bond strategies are impacted by changes in interest rates. Bonds and bond strategies with longer durations tend to be more sensitive and volatile than those with shorter durations; bond prices generally fall as interest rates rise, and the current low interest rate environment increases this risk. Current reductions in bond counterparty capacity may contribute to decreased market liquidity and increased price volatility. Bond investments may be worth more or less than the original cost when redeemed.
- Equities** may decline in value due to both real and perceived general market, economic and industry conditions. Investing in foreign-denominated and/or -domiciled securities may involve heightened risk due to currency fluctuations, and economic and political risks, which may be enhanced in emerging markets.
- Investing in foreign denominated and/or domiciled securities** may involve heightened risk due to currency fluctuations, and economic and political risks, which may be enhanced in emerging markets.
- Currency rates** may fluctuate significantly over short periods of time and may reduce the returns of a portfolio.
- High-yield, lower-rated, securities** involve greater risk than higher-rated securities; portfolios that invest in them may be subject to greater levels of credit and liquidity risk than portfolios that do not.
- Sovereign securities** are generally backed by the issuing government, obligations of U.S. Government agencies and authorities are supported by varying degrees but are generally not backed by the full faith of the U.S. Government; portfolios that invest in such securities are not guaranteed and will fluctuate in value.
- Mortgage and asset-backed securities** may be sensitive to changes in interest rates, subject to early repayment risk, and while generally supported by a government, government-agency or private guarantor there is no assurance that the guarantor will meet its obligations.
- Entering into **short sales** includes the potential for loss of more money than the actual cost of the investment, and the risk that the third party to the short sale may fail to honor its contract terms, causing a loss to the portfolio.
- Derivatives** may involve certain costs and risks such as liquidity, interest rate, market, credit, management and the risk that a position could not be closed when most advantageous. Investing in derivatives could lose more than the amount invested.
- Diversification** does not ensure against loss.